







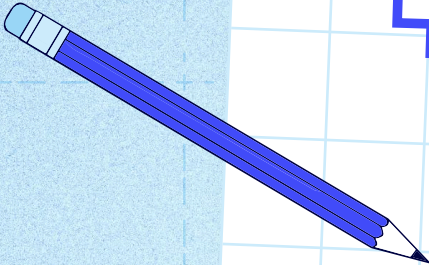


Your Pass/Fail Guidebook to

BACK-TO-SCHOOL

MARKETING

A Report Card Covering All The
Do's & Don'ts for Retail, Apparel,
and Electronics Marketers





SYLLABUS OVERVIEW

Back-to-School isn't just another campaign window. It's one of the most important and unforgiving moments in the retail calendar. With large budgets, tight timelines, and high expectations, plus a growing number of media channels and ever-changing consumer behavior, even the smallest mistakes in planning, channel mix, creative, or measurement get magnified fast. And while many brands don't fail this season, most don't fully capitalize on it either.

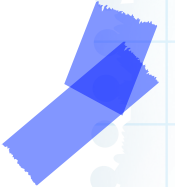
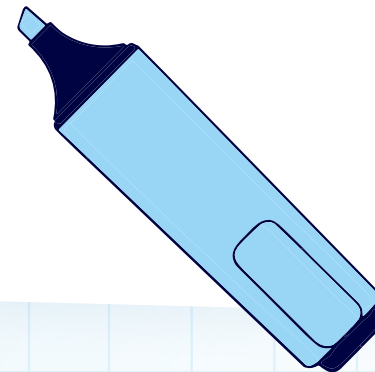
The reality: most Back-to-School campaigns land somewhere between a C+ and B-. Functional, but far from optimized. **This guidebook is designed to change that. Read on to see how you can ace your campaigns.**

HOW TO GET YOUR GRADE

Think of this as your Back-to-School report card. Each section represents a core performance area. You'll see what an A, B, C, D, and F looks like in practice.

- A** = Best-in-class, performance-driven, and scalable
- B** = Pretty good, with room to optimize
- C** = Passing grade, average
- D** = Failing
- F** = Failing badly


Be honest with your answers. That's where the real value is.





YOUR SCHEDULE & SUBJECTS

PERIOD 1: MEDIA PLANNING



What this class measures:

How effectively your budgets are aligned to performance signals and outcomes across channels.

A	Budgets are dynamically aligned to performance signals and continuously optimized. Investment reflects where outcomes are actually happening now rather than legacy budget allocations.
B	Budgets are mostly aligned to performance, with a few areas still influenced by historical spend patterns.
C	Spend is distributed across key channels, but allocation is based more on precedent than current performance insight.
D	Budget decisions lack clear performance rationale. Investment is uneven, with some channels over- or under-funded.
F	Spend is fragmented and disconnected from outcomes. Investment decisions are static, reactive, or completely based on legacy assumptions.

Teacher's Comment:

Strong campaigns start with signal-driven planning. If your budget isn't aligned to where performance is happening now, everything downstream (from creative to optimization) falls short.



YOUR SCHEDULE & SUBJECTS

PERIOD 2: OMNICHANNEL STRATEGY

What this class measures:

How well your cross-channel mix reflects and resonates with modern consumer behavior, and how effectively those channels work together.

A	CTV, open web, walled gardens, and retail media networks (RMNs) are fully connected within a unified strategy, balancing reach and performance to drive measurable outcomes across the funnel.
B	Strong multi-channel presence, with growing coordination across channels. Some integrations exist, but opportunities remain to better connect performance.
C	Active across multiple channels, but execution is siloed. CTV, open web, walled gardens, and RMNs operate independently, limiting overall performance impact.
D	Channel mix is inconsistent, with gaps in strategy and execution. Key channels are underutilized or loosely coordinated.
F	Strategy is fragmented or incomplete. Critical channels are missing, disconnected, or misaligned with how consumers actually engage and convert.


Teacher's Comment:

More channels don't equal better results. Connected channels do. Without coordination, performance stays siloed, and incremental gains are never realized.



YOUR SCHEDULE & SUBJECTS

PERIOD 3: CREATIVE



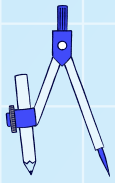
What this class measures:

Your ability to deliver relevant, performance-driven creative to the right person at scale, in real time, and across formats.

A	Creative is dynamic, personalized, and continuously optimized based on performance signals, leveraging interactive, shoppable formats (such as product carousels and add-to-cart experiences) to drive engagement and measurable outcomes.
B	Creative is strong with some variation across audiences or formats. Interactive and/or personalized elements are used but not consistently scaled or optimized across the campaign.
C	Creative is consistent but largely static. Limited personalization exists, but messaging does not adapt meaningfully across audiences, formats, and contexts.
D	Creative lacks relevance and adaptability. Messaging is broad and often misaligned to audience or channel, resulting in low engagement.
F	Creative is generic and one-size-fits-all, with no variation.

Teacher's Comment:

Back-to-School is not the time for static creative. Relevance drives results. Personalization and interactivity are what turn attention into action.



YOUR SCHEDULE & SUBJECTS

PERIOD 4: MEASUREMENT & OPTIMIZATION

What this class measures:

How clearly and quickly you can understand cross-channel performance and turn those insights into action.

A	Unified, cross-platform measurement provides a clear, real-time view of performance, enabling teams to optimize continuously, tie impressions to outcomes, understand the true ROAS of every media dollar, and measure what matters most to the business rather than generic KPIs.
B	Strong measurement capabilities with real- or close-to-real-time visibility into key performance metrics. Some cross-platform insight exists, but opportunities remain to improve speed and actionability.
C	Measurement exists but is fragmented across platforms. Reporting provides visibility, but insights are delayed, incomplete, or difficult to act on.
D	Limited visibility into performance. Data is siloed or conflicting, making it difficult to understand what's working or make confident decisions.
F	No clear view of performance. Measurement is outdated, disconnected, or non-existent.

Teacher's Comment:

Visibility alone isn't enough. If you can't connect performance across channels and act on it in real time, you're not measuring; you're just reporting. And without that, optimization is nothing but guesswork.



YOUR SCHEDULE & SUBJECTS

PERIOD 5: SOCIAL STRATEGY & EXECUTION

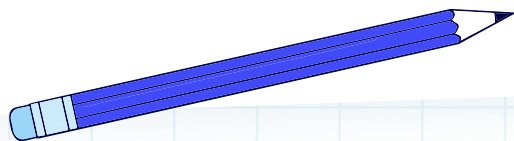
What this class measures:

How effectively you're using social platforms to drive discovery, engagement, and conversion.

A	Social is fully integrated into the campaign as a key driver of discovery and performance. Creative is platform-specific, highly relevant, and optimized for both engagement and conversion.
B	Social plays an active role with consistency of presence and engaging creative, but cross-channel integration and optimization could be improved.
C	Social is part of the mix, but execution is inconsistent. Creative and strategy are not fully aligned to platform behaviors or performance goals.
D	Social presence is limited or underdeveloped. Content lacks relevance, consistency, or clear performance focus.
F	Social is not a meaningful part of the campaign strategy.

Teacher's Comment:

Social is where discovery happens. If you're not showing up the right way, you're missing the moment.





YOUR SCHEDULE & SUBJECTS

PERIOD 6: AI & AUTOMATION

What this class measures:

How effectively you're using AI to turn data into action, automating execution, improving performance, and reducing manual work across the campaign lifecycle.

A	AI is embedded across creative, delivery, measurement, and optimization. Campaigns launch faster, adapt in real time, and continuously improve, with automation driving measurable performance gains, while thoughtful human-in-the-loop oversight ensures quality, accuracy, and strategic alignment.
B	AI is actively used in key areas (such as campaign setup or optimization), improving efficiency and performance, but it remains siloed. Workflows are not fully connected, and manual effort is still required to move between phases of the campaign lifecycle.
C	AI is being used in isolated ways, largely focused on generative AI (e.g., image creation, copywriting, chatbots). These efforts are not connected to campaign workflows, and more advanced, agentic use cases (automation, orchestration, tool integration) are not yet in place.
D	AI capabilities are minimal or underutilized. Execution is largely manual, with limited impact on performance or efficiency.
F	AI is not being used in any meaningful way. Campaigns rely entirely on manual processes.

Teacher's Comment:

AI isn't just insights, it should be insights + action. The real advantage comes when AI connects data to execution and improves performance in real time.



YOUR SCHEDULE & SUBJECTS

PERIOD 7: CROSS-CHANNEL ORCHESTRATION

What this class measures:

How well your channels, data, and teams work together to drive coordinated, real-time execution.

A	Channels, data, and teams are fully connected, enabling coordinated execution and real-time decision-making across campaigns.
B	Strong coordination across most channels, with minor gaps in data flow or execution.
C	Some coordination exists, but silos still limit visibility and performance.
D	Limited alignment across channels.
F	Channels operate independently with no meaningful coordination.

Teacher's Comment:

Fragmentation is inefficient and expensive. When channels, data, and teams don't work together, everything suffers.



GRADE YOUR BACK-TO-SCHOOL MARKETING CAMPAIGNS

ANSWER THE QUESTIONS BELOW TO CALCULATE YOUR SCORE

QUESTIONS

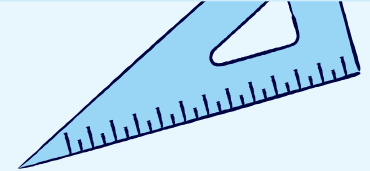
1. How effectively are your budgets allocated across channels to drive performance?
2. How connected is your channel mix (CTV, open web, walled gardens, RMNs, etc.)?
3. How relevant, personalized, and interactive is your creative?
4. How clearly can you measure cross-channel performance in one place?
5. How quickly are you optimizing campaigns based on performance?
6. How effectively are you using AI to automate execution and improve performance?
7. How effectively are you using social to drive discovery, engagement, and performance?
8. How connected are your channels, data, and teams in executing campaigns?

SCORING:

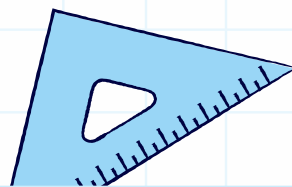
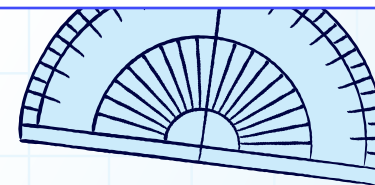
- "Perfectly" = 4 points
- "Pretty well" = 3 points
- "Not too badly" = 2 points
- "Not well" = 1 point
- "Don't even ask" = 0 points

YOUR FINAL GRADE

SCORE, GRADE, MEANING



29-32	A	Best in class. Fully connected, optimized, and built for performance.
24-28	B	Pretty good. Strong foundation with room to improve efficiency and integration.
18-23	C	Passing, average. Inconsistent. Silos and gaps are limiting performance
12-17	D	Failing. Underperforming. Lack of connection and optimization is holding you back.
0-11	F	Failing badly. Major gaps. Campaigns are manual, fragmented, and missing key opportunities.



WHERE MOST BRANDS LAND & HOW TO IMPROVE

Most retail and electronics brands land between a C+ and B-. Campaigns are running, but they are not working as hard as they could.

- Measurement is fragmented.
- Optimization is slower than it should be.
- Channels aren't fully connected.

These gaps are where performance is lost.



HONOR ROLL: WHAT TOP PERFORMERS DO

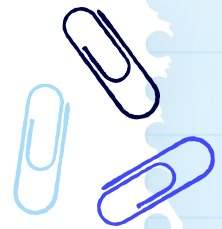
Top-performing marketers don't treat these as separate steps ... they connect everything:

- Align budgets to performance data
- Integrate CTV, open web, walled gardens, and RMNs
- Leverage advanced creative elements like personalization or interactivity at scale
- Invest in unified, cross-channel measurement
- Optimize continuously, not reactively
- Use AI to turn insight into action, automating execution and optimization across the campaign
- Connect channels, data, and teams across the campaign lifecycle

HOW TO IMPROVE YOUR GRADE

Start with the fundamentals:

- Connect measurement across platforms to see the full picture
- Strengthen and diversify your media mix across CTV, open web, walled gardens, and RMNs
- Increase creative personalization for relevance and interactivity for engagement
- Optimize campaigns continuously and in real time
- Break down silos across teams, tools, and data
- Use AI and automation to reduce manual work and accelerate execution



READY TO IMPROVE YOUR GRADE?

From planning and activation to measurement and optimization, we can help you build a smarter, more connected Back-to-School campaign.

[Get in touch with our team today.](#)

And dive into your Summer Reading List to turn insights into results before peak season hits.



SUMMER READING LIST

- [Retail Advertising Outlook](#)
- [Case study: Lowe's](#)
- [2026 Advertising Outlook Report](#)
- [Playbook: Amplify Retail with Paid Social](#)

FINAL THOUGHTS FROM YOUR TEACHER

Back-to-School is one of the highest-stakes moments of your marketing year, so every decision matters. The brands that win aren't guessing. They're connected, coordinated, and continuously optimizing. And with the right approach, you can be too.

